

Kwikpump

DOMESTIC HEAT PUMPS



heats water at a third of the cost

DOMESTIC ELECTRIC HEAT PUMP SYSTEM FOR WATER HEATERS — 3.5KW, 5.2KW & 7.0KW

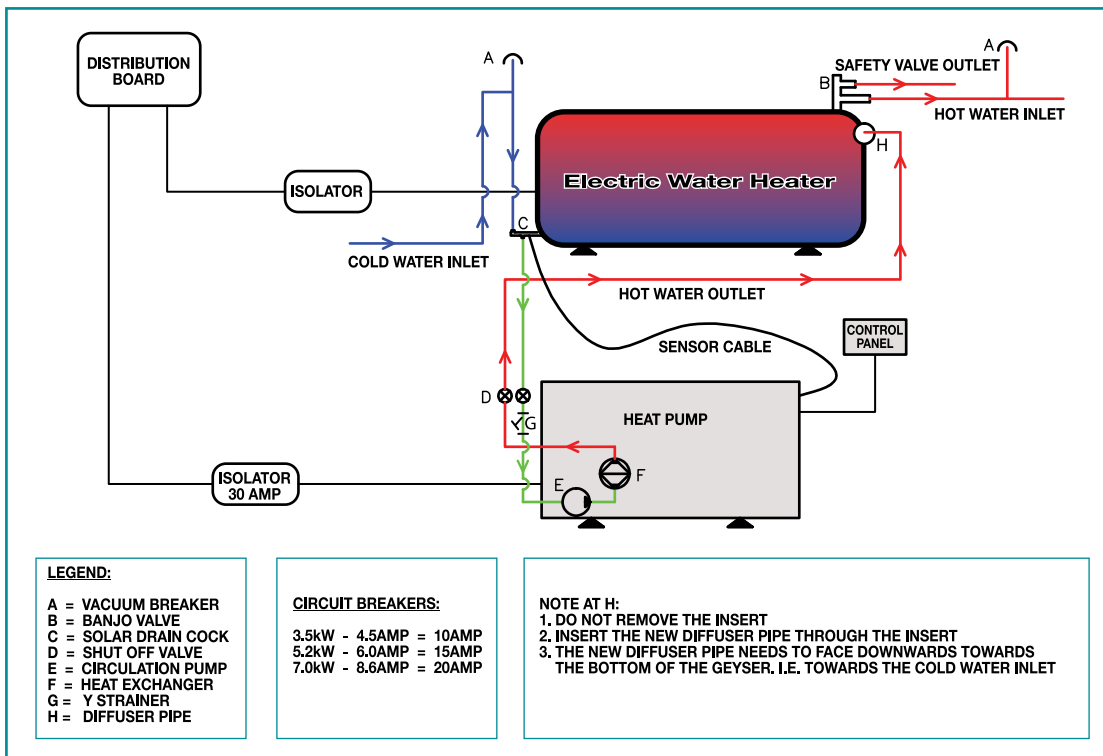
working principle of a heat pump system

Electricity consumption is only used to transfer heat from the surrounding environment, such as air. The heat pump has the ability to absorb heat (not create heat) and transfer heat by means of refrigerant, which captures the heat in the ambient air and transfers it to heat water.

The fan on the heat pump circulates air through the outer evaporator that acts as a heat collector. The liquid refrigerant in the evaporator absorbs the available heat in the ambient air, transforming it into refrigerant. The refrigerant is then pumped into a compressor. When this warmed refrigerant is compressed, it intensifies or concentrates the heat, similar to a magnifying glass to the sun.

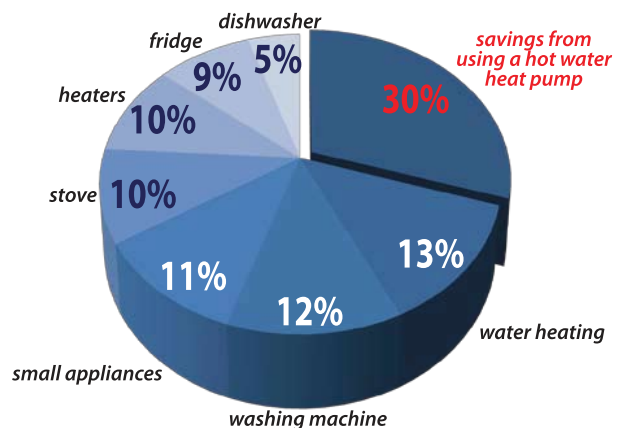
This intensely hot refrigerant is then pumped into a heat exchanger condenser where the actual heat transfer takes place. As the water passes through the heat exchanger, the hot gas gives up its heat to the cooler water. The refrigerant returns to a liquid state and is pumped through an expansion valve and then into an evaporator air coil, which starts the process all over again.

installation diagram of a heat pump system



heat pump energy saving

Heat pumps are one of the most efficient hot water heating systems available, as they utilise the solar heat stored in the surrounding environment. This free environment energy provides approximately 75% of the heat pumps heating energy and only approximately 25% of external energy is required in the form of electricity, in order to achieve a heat output of 100%.





Kwikpump

HEAT PUMPS

heat pump product features

- Domestic application in households to heat water in electric geysers and solar water heaters.
- Can be used for other applications where hot water is readily used, such as hairdressing salons and spas.
- Works in all weather conditions and even at night.
- Micro-computer controlled with timer function, the heat pump automatically starts up and stops according to the water temperature and the set temperature setting.
- Super sized evaporator coil with high efficiency hydrophilic aluminium fin and inner grooved copper pipe, provide higher performance in cold weather conditions.
- High efficiency heat exchanger.
- Provides the same amount of hot water at a third of the cost than other water heaters.
- Environmentally friendly, free of pollutions thereby reducing global green house effects.




heat pump product specification data

DOMESTIC HEAT PUMPS			
Product Code	GT-SKR010B-07	GT-SKR015B-07	GT-SKR020B-07
Heating Capacity	3.5kW	5.2kW	7.0kW
Water Heater Size	100/150lt	200/250lt	up to 450lt
Rated Power Input	1kW	1.55kW	1.8kW
Rated Current	4.5 A	6.0 A	8.6 A
Hot Water Output	75lt/h	110lt/h	150lt/h
Net Weight	48kg	55kg	58kg
Dimensions	885mm x 360mm x 600mm		885mm x 360mm x 600mm
Power Supply	220-240V/1P/50Hz		220-240V/1P/50Hz
Fan Direction	Horizontal		Horizontal
Heat Exchanger	Shell and Tube		Shell and Tube
Refrigerant Gas	R407C		R407C
Max. Water Temp.	55°C		55°C
Air Temperature	-10°C to 43°C		-10°C to 43°C
Water Connection	3/4" BSP Female		3/4" BSP Female
IPX Rating	IPX4		IPX4
Intelligent Defrosting	Yes		Yes
Electronic Expansion Valve	Yes		Yes
Noise Level	<50db (A)		<56db (A)

product installation data

- The heat pump is for an outdoor installation and the space for the installation must be well ventilated.
- The installation position should allow for water discharge from the heat pump.
- For a ground level installation, the surface area must be hard, smooth and even in order to prevent any vibration.
- The heat pump can alternatively be installed on a wall by using the provided wall mounting brackets and components.
- The connecting of the heat pump to the electrical power source, must be undertaken by a qualified electrician. Offer a separate power point, which meets the rated requirements for the heat pump. Do not use the mains power switch to control the switching on and off of the heat pump.



Assembled Wall Bracket

- The following components are to be installed in the installation:



Safety Combination Valve




Draincock Combination Valve



2 X Lever Ball Valves



Y-Strainer



Diffuser Pipe

product warranty

- The heat pump has a two year warranty period from date of installation, providing that the warranty reply card has been correctly completed and submitted to Kwikot.
- The warranty only applies to defects, which have arisen solely due to faulty materials and workmanship during the manufacturing process.
- If any component fails over the warranty period, the heat pump will be removed from the installation and be taken away for repair and then re-installed once the repair work has been carried out. The piping from the heat pump to the water heater will be sealed off by the technician, so that the water heater can operate without the heat pump.
- The warranty on the installation is carried by the installer.

kwikot branch contact details and website address

**KWIKOT (PTY) LTD
INLAND DIVISION**
PO BOX 1016
BENONI, 1500.
TEL: (011) 897 4600
FAX: (011) 914 4750
DOMESTIC SALES
**AFTER SALES SERVICE TEL:
0861 KWIKOT (594568)**
e-mail:sales.inland@kwikot.com
EXPORT SALES
e-mail:sales.export@kwikot.com
MARKETING
e-mail:marketing.info@kwikot.com
TECHNICAL
e-mail:heatpumps.info@kwikot.com

**KWIKOT (PTY) LTD
EASTERN CAPE DIVISION**
PO BOX 3082, NORTH END
PORT ELIZABETH, 6056.
TEL: (041) 373 0575
FAX: (041) 373 0577
DOMESTIC SALES
e-mail
sales.easterncape@kwikot.com

**KWIKOT (PTY) LTD
WESTERN CAPE DIVISION**
PO BOX 443,
EPPINDUST, 7475.
TEL: (021) 534 3691
FAX: (021) 534 1606
DOMESTIC SALES
e-mail
sales.westerncape@kwikot.com

**KWIKOT (PTY) LTD
KWAZULU-NATAL DIVISION**
PO BOX 47366
GREYVILLE, 4023.
TEL: (031) 574 8700
FAX: (031) 574 8750
DOMESTIC SALES
e-mail
sales.kwazulunatal@kwikot.com

www.kwikot.com